

**MARK SCHEME for the October/November 2011 question paper
for the guidance of teachers**

9700 BIOLOGY

9700/53

Paper 5 (Planning, Analysis and Evaluation),
maximum raw mark 30

This mark scheme is published as an aid to teachers and candidates, to indicate the requirements of the examination. It shows the basis on which Examiners were instructed to award marks. It does not indicate the details of the discussions that took place at an Examiners' meeting before marking began, which would have considered the acceptability of alternative answers.

Mark schemes must be read in conjunction with the question papers and the report on the examination.

- Cambridge will not enter into discussions or correspondence in connection with these mark schemes.

Cambridge is publishing the mark schemes for the October/November 2011 question papers for most IGCSE, GCE Advanced Level and Advanced Subsidiary Level syllabuses and some Ordinary Level syllabuses.

Page 2	Mark Scheme: Teachers' version	Syllabus
	GCE AS/A LEVEL – October/November 2011	9700

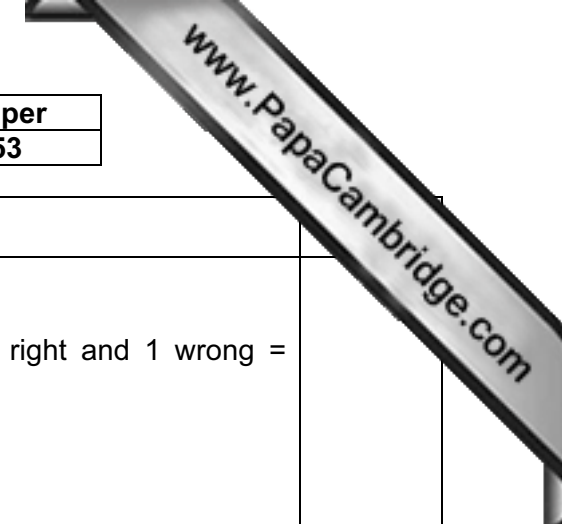
Mark scheme abbreviations:

- ;** separates marking points
- /** alternatives answers for the same point
- R** reject
- A** accept (for answers correctly cued by the question, or guidance for examiners)
- AW** alternative wording (where responses vary more than usual)
- underline** actual word given must be used by candidate (grammatical variants excepted)
- max** indicates the maximum number of marks that can be given
- ora** or reverse argument
- mp** marking point (with relevant number)
- ecf** error carried forward
- I** ignore
- AVP** alternative valid point (examples given as guidance)

Page 3	Mark Scheme: Teachers' version	Syllabus	Paper
	GCE AS/A LEVEL – October/November 2011	9700	53

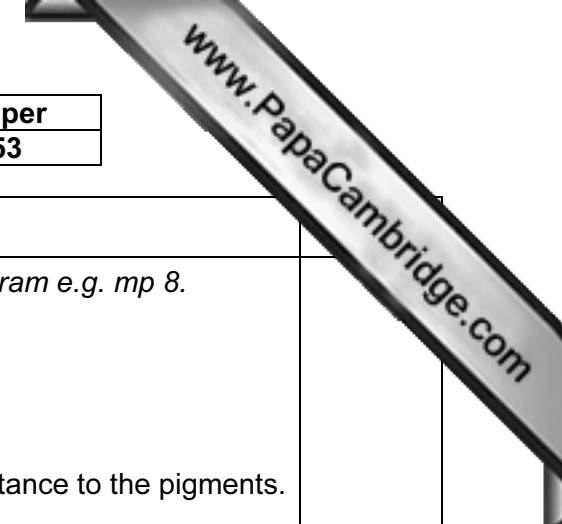
www.PapaCambridge.com

Question	Expected answer	Extra guidance	
1 (a) (i)	1. the pigments (present in the leaves) / varieties of leaf / types of leaves / colours of leaves / source of chloroplasts / chloroplasts from different types of leaves / AW ; 2. the wavelength of light ;	1. A named pigments. R chlorophyll 2. A colours of light	[2]
(ii)	time taken for the decolourising of methylene blue / time for loss of blue (colour) ;	A idea of allows the methylene blue to work as a hydrogen acceptor A rate of photosynthesis	[1]
(iii)	one of: mass of leaves ; volume of methylene blue ; start time of exposure to light ; intensity of light source / distance from lamp / wattage of bulb ; volume / length of extract ; (same) species of plant ;	R temperature A pH R amount for methylene blue or leaves ignore length of capillary R mass of extract	[max 1]
(b) (i)	<i>idea of</i> keeping the organelles intact / AW ;	A explanations in terms of osmosis or water potential or pH or enzymes. ignore ref. to phosphate needed to make ATP	[1]
(ii)	<i>idea of</i> inhibiting enzymes / slowing or stopping reactions ;	R prevents denaturing A if answer in terms of slowing / stopping photosynthesis	[1]
(iii)	<i>idea of</i> mesh traps cell debris but allows organelles through / AW ;	ora that paper may not let chloroplasts through R impurities unqualified / chloroplast molecules / precipitate	[1]



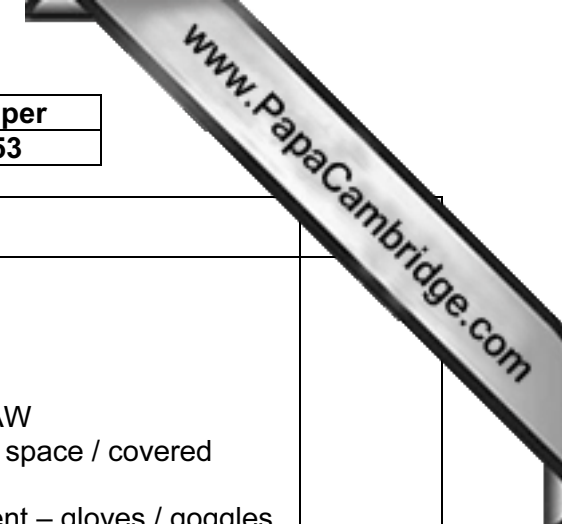
Question	Expected answer	Extra guidance																																																																							
(c) (i)	2 of:	<i>If more than 2 identified :</i> If all correct, allow both marks incorrect answers cancel correct e.g. 2 right and 1 wrong = 1 mark	[max 2]																																																																						
	time taken / seconds (s)																																																																								
	source of chloroplasts																																																																								
	<table border="1"> <tr> <th>wave length of light / nm</th> <th colspan="3">dark red leaf</th> <th colspan="3">yellow leaf</th> <th colspan="3">green and white striped leaf</th> </tr> <tr> <td>440</td> <td>9</td><td>10</td><td>12</td> <td>28</td><td>26</td><td>26</td> <td>13</td><td>12</td><td>12</td> </tr> <tr> <td>500</td> <td>14</td><td>15</td><td>13</td> <td>29</td><td>31</td><td>33</td> <td>16</td><td>17</td><td>15</td> </tr> <tr> <td>530</td> <td>45</td><td>44</td><td>43</td> <td>52</td><td>45</td><td>44</td> <td>45</td><td>43</td><td>52</td> </tr> <tr> <td>570</td> <td>32</td><td>34</td><td>33</td> <td>34</td><td>34</td><td>44</td> <td>34</td><td>33</td><td>3</td> </tr> <tr> <td>650</td> <td>25</td><td>18</td><td>17</td> <td>25</td><td>18</td><td>16</td> <td>17</td><td>17</td><td>1</td> </tr> <tr> <td>750</td> <td colspan="9">Remained blue after 100 seconds</td> </tr> </table>			wave length of light / nm	dark red leaf			yellow leaf			green and white striped leaf			440	9	10	12	28	26	26	13	12	12	500	14	15	13	29	31	33	16	17	15	530	45	44	43	52	45	44	45	43	52	570	32	34	33	34	34	44	34	33	3	650	25	18	17	25	18	16	17	17	1	750	Remained blue after 100 seconds								
	wave length of light / nm			dark red leaf			yellow leaf			green and white striped leaf																																																															
	440			9	10	12	28	26	26	13	12	12																																																													
	500			14	15	13	29	31	33	16	17	15																																																													
	530			45	44	43	52	45	44	45	43	52																																																													
	570			32	34	33	34	34	44	34	33	3																																																													
	650			25	18	17	25	18	16	17	17	1																																																													
750	Remained blue after 100 seconds																																																																								
(ii)	$\frac{43 + 45}{2} = 44 ;$ $\frac{1}{44} = 0.023 ;$	A alternative ways of setting out working as long as some correct working shown correct mean, no working = 1 mark A 0.021 if 52 is included in the calculation – max 1 A 0.021 in box if no calculation – max 1 A 0.022 for adding 1 divided by each value and then dividing by 3 – max 1	[2]																																																																						

Page 5	Mark Scheme: Teachers' version	Syllabus	Paper
	GCE AS/A LEVEL – October/November 2011	9700	53



Question	Expected answer	Extra guidance
(d) (i)	<p>7 of:</p> <p><i>independent variable:</i></p> <ol style="list-style-type: none"> ref. to using (a sample from) all three leaves ; ref to same quantity / amount of each (leaf type) ; <p><i>dependent variable:</i></p> <ol style="list-style-type: none"> ref. to observing / measuring / marking / finding, position of the pigments / colours / spots (on the chromatogram) ; <p><i>procedure:</i></p> <ol style="list-style-type: none"> ref. to a method of extracting pigments (from the leaves) ; ref. to filtering / centrifuging to, remove debris / obtain pigments ; ref. to method of concentrating extract ; ref. to a method of applying sample ; ref. to suitable placing in solvent ; ref. to using the same solvent (if separate chromatograms) / spots at same level if all on one paper ; ref. to running (chromatograms) to a set distance ; ref. to covering container (prevents evaporation) ; 	<p><i>Some points might be gained from a diagram e.g. mp 8.</i></p> <ol style="list-style-type: none"> A in terms of mass or number ecf if only two leaf types mentioned A if refer to Rf values or measure distance to the pigments. A pattern for position A results for pigments, etc. e.g. grind / crush / AW, leaves (separately or with solvent) / use a blender. A crushing directly onto paper A boil / heat in ethanol / alcohol / solvent A 'extract' / supernatant, for pigments e.g. by evaporating ,heating, partitioning with different solvents or (many spots) at the same point or pressing with a coin several times e.g. capillary tube / fine or small dropper / small or fine paint brush / pin head A ref to keeping spot small / thin line on origin e.g. solvent level below, sample / origin ignore names of solvents ignore names of solvents including water, but must use water as a solvent for all chromatograms e.g. before solvent front reaches the end / pre-marked line. A running for same times for 2 or more chromatograms but not if all on one, ignore any specific time A airtight container. close with a stopper / cork

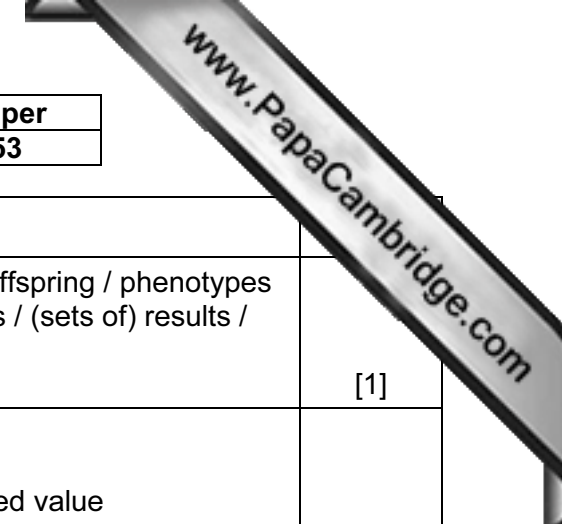
Page 6	Mark Scheme: Teachers' version	Syllabus	Paper
	GCE AS/A LEVEL – October/November 2011	9700	53



Question	Expected answer	Extra guidance	
	<i>reliability:</i> 12. ref. to repeating to, compare / find anomalies ; <i>safety (max 1):</i> 13. ref. to solvents / leaves + suitable precaution ; 14. ref. to safe disposal of solvent ;	12. ignore ref. to mean unqualified A means of Rf values / AW 13. e.g. flammable – no naked flames / AW toxic – in fume cupboard / ventilated space / covered containers / gloves / goggles corrosive or allergy to leaves or solvent – gloves / goggles ignore low risk / radiation	[max 7]
(ii)	red leaf has pigment 2 (not present the other two leaves) ; yellow leaf does not have pigment 5 (found in the other two leaves) ;	ora pigment 5 only in red and green and white leaf ignore ref. to pigment 7	[2]
		Total:	[20]

Question	Expected answer				Extra guidance	
2 (a)	(i) 3 of: cross 1. offspring of cats 'without tails' (dominant) crossed together have offspring with tails' (recessive) ; cross 2. offspring of cats 'with tails' (recessive) crossed together are always 'with tails' (recessive) ;				A cross 1 – always more without tails / AW A ora 'none without tails'	[max 3]
	(ii) <i>idea of</i> 'with tails' (recessive) and 'without tail' (dominant) phenotypes occur in (approximately) equal numbers in each sex / 1:1 ratio in each sex / 1:1:1:1 / AW ; cross 4: male 'without tail' (dominant) and female 'with tail' (recessive). If it were sex linked all males would be tailed. (This is not so), so not sex linked / AW ;					
(b) (i)	1 of: the data is categoric / discrete ; looking for a 'goodness of fit' / idea of whether expected and observed results match or not / whether there is a significant difference between the expected and observed results ;				A discontinuous data / discontinuous distribution / not continuous R discontinuous <u>variation</u> R stating there are O and E values, must have idea of matching ratios (of offspring) Ignore ref. to null hypothesis	[max 1]
(ii)	offspring phenotype	O	E	$\frac{(O-E)^2}{E}$	1 mark E column	[3]
	offspring with tail	40	28	5.14	1 mark $\frac{(O-E)^2}{E}$ column. ecf from E A as fractions ignore decimal places	
	offspring without tail	72	84 ;	1.71 ;	1 mark correct addition to χ^2 to 2 decimal places	
	$\chi^2 =$				6.85 (/6) ;	

Page 8	Mark Scheme: Teachers' version	Syllabus	Paper
	GCE AS/A LEVEL – October/November 2011	9700	53



Question	Expected answer	Extra guidance	
(iii)	<i>idea of</i> : one less degree of freedom than the number of categories / AW ;	A there are two, types of data / types of offspring / phenotypes / rows / (sets of) observations / categories / (sets of) results / samples ignore any formula unqualified e.g. 2 – 1	[1]
(iv)	1 of: significant ; a factor other than chance is causing the deviation from the expected ratio ;	ignore references to probability A reverse argument A ecf on candidates calculated chi squared value R answers which: quantify significance. e.g. more / less significant qualify significance. e.g. 'there is a significant difference between the means' 'it is significant which improves reliability / accuracy / AW'	[max 1]
(v)	<i>Idea that</i> (the homozygous genotype) stops development / lethal gene / AW ;	A any ref. to die during development / will not develop / ref. to specific possible defects e.g. abnormal spine, provided clear they kill <i>in utero</i> / gamete incompatibility R (gene) mutation R infertile	[1]
		Total:	[10]